


Teacher Notes

9.2 Chocolate versus Vanilla

A Solidify Understanding Task



©2013 www.flickr.com/photos/heartspam/

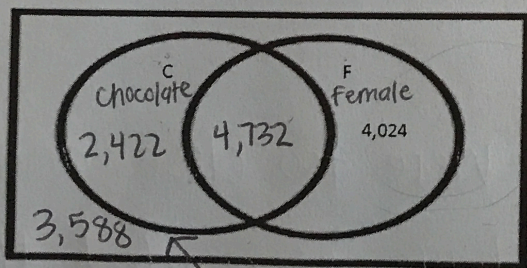
Danielle loves chocolate ice cream much more than vanilla and was explaining to her best friend Raquel that so does most of the world. Raquel disagreed and thought vanilla is much better. To settle the argument, they created an online survey asking people to choose their favorite ice cream flavor between chocolate and vanilla. After completing the survey, the following results came back:

- There were 8,756 females and 6,010 males who responded.
- Out of all the males, 59.7% chose vanilla over chocolate.
- 4,732 females chose chocolate.

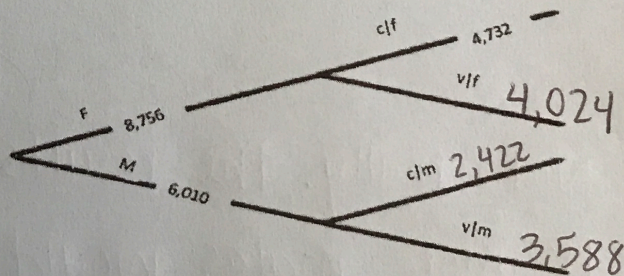
1. Upon first observations, which flavor do you think "won"? _____. Write a sentence describing what you see at 'first glance' that makes you think this.
2. Raquel started to organize the data in the following two-way table. See if you can help complete this (using counts and not percentages):

	Chocolate	Vanilla	Total
Female	4,732	4,024	8,756
Male	2,422	3,588	6,010
Total	7,154	7,612	14,766

3. Organize the same data in a Venn diagram and a tree diagram.



Male - vanilla



4. Using your organized data representations, write probabilities that help support your claim regarding the preferred flavor of ice cream. For each probability, write a complete statement as well as the corresponding probability notation.

They need to have 5 probabilities that they come up with here, and solved.

$$\text{ex) } P(\text{vanilla} | \text{female}) = \frac{4,024}{8,756} = 0.46$$

5. Looking over the three representations (tree diagram, two-way table, and Venn diagram), what probabilities seem to be easier to see in each? What probabilities are hidden or hard to see?

Comparing the diagrams, opinion

Highlighted (easier to see)	Hidden
Tree diagram	Tree diagram
Two-way table	Two-way table
Venn diagram	Venn diagram

6. Getting back to ice cream. Do you think this is enough information to proclaim the statement that one ice cream is favored over another? Explain.

Not really. The results were too close and if more males would have responded the results might change.